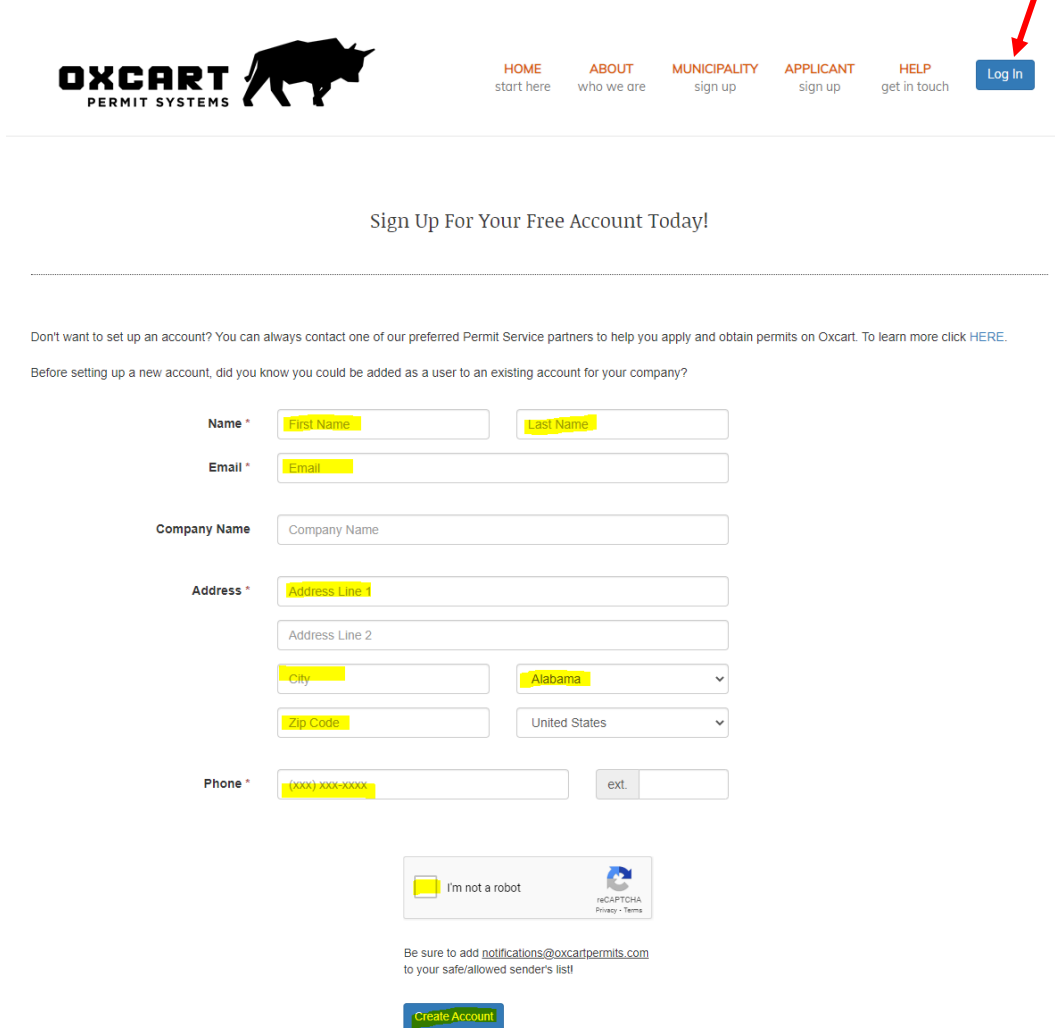


# Right of Way and Drive Permits- Oxcart

From our website: [www.ccrcc-roads.com](http://www.ccrcc-roads.com) click on Permits, then click on Drive Permits, then click on the blue Drive Permits button. You should now see the below screen: If you don't already have an Oxcart account, you'll need to create one by following these steps. If you have an account, just click Log In



The screenshot shows the Oxcart Permit Systems website. At the top left is the Oxcart logo with a bull icon. To the right is a navigation menu with links: HOME (start here), ABOUT (who we are), MUNICIPALITY (sign up), APPLICANT (sign up), HELP (get in touch), and a blue Log In button with a red arrow pointing to it. Below the navigation is a heading "Sign Up For Your Free Account Today!". Underneath is a link: "Don't want to set up an account? You can always contact one of our preferred Permit Service partners to help you apply and obtain permits on Oxcart. To learn more click [HERE](#)." Below that is a question: "Before setting up a new account, did you know you could be added as a user to an existing account for your company?". The form fields are: Name \* (First Name, Last Name), Email \*, Company Name, Address \* (Address Line 1, Address Line 2), City, Alabama (dropdown), Zip Code, United States (dropdown), and Phone \* ((xxx) xxx-xxxx, ext.). Below the form is a reCAPTCHA "I'm not a robot" widget. Below the widget is a note: "Be sure to add [notifications@oxcartpermits.com](mailto:notifications@oxcartpermits.com) to your safe/allowed sender's list!". At the bottom of the form is a blue "Create Account" button.

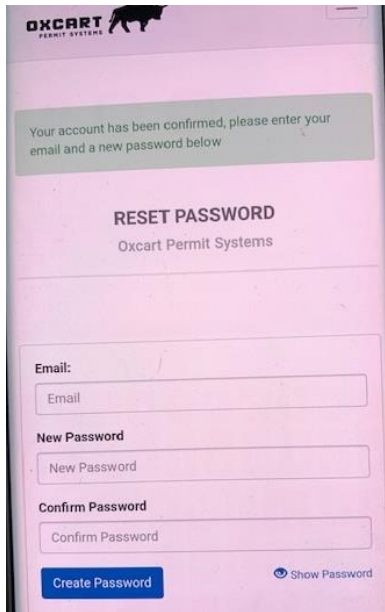
Once you've clicked on Create Account, you'll see a green banner at the top of your screen that says "Your account has been created. Please check your email to confirm the account!"

Your account has been created. Please check your email to confirm the account!

The email comes directly from Oxcart Permits- subject line Confirm your Oxcart account

# Right of Way and Drive Permits- Oxcart

Open the email and click on the link provided to confirm your account. The below Oxcart screen will open in another window with a green banner saying “Your account has been confirmed, please enter your email and a new password below”



OXCART PERMIT SYSTEMS

Your account has been confirmed, please enter your email and a new password below

**RESET PASSWORD**  
Oxcart Permit Systems

Email:  
Email

New Password  
New Password

Confirm Password  
Confirm Password

Create Password Show Password

Here you will enter the email address you used to create your account and enter a password that will be easy enough for you to remember. You’ll enter that password in the New Password box and the Confirm Password box. Then click the blue Create Password button.

Once you’ve done that another Oxcart screen will open saying “Password was changed successfully! Please login to continue.”

Log in with the email address you used to create your account and use the password you just created. Then click on the blue Login button.



OXCART PERMIT SYSTEMS

Password was changed successfully! Please login to continue.

**LOGIN**  
Oxcart Permit Systems

Email:  
Email

Password  
Password

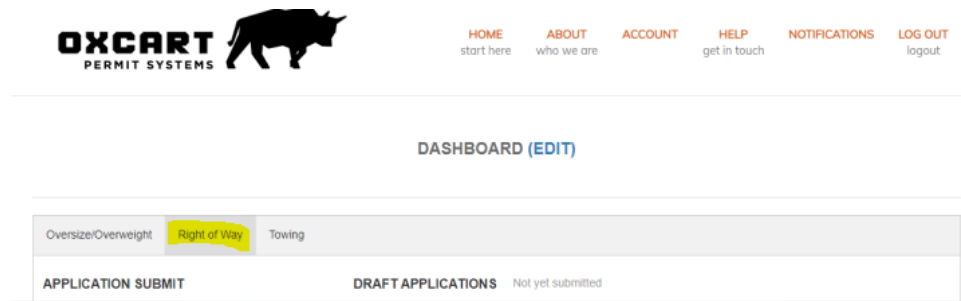
Forgot password? Show Password

Remember me

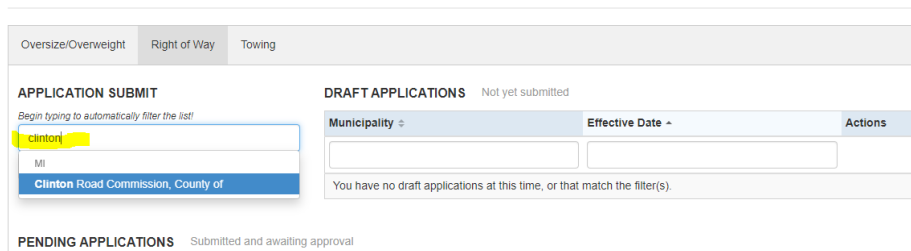
Login or Continue as Guest Need an account?

# Right of Way and Drive Permits- Oxcart

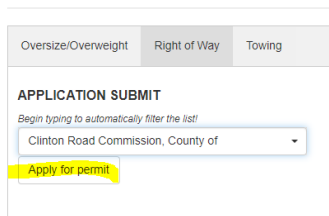
Now that you are in Oxcart pay attention to the Dashboard options- click on Right of Way to submit a right of way or drive permit



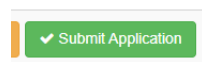
In the box under Application Submit- type Clinton Road and select Clinton Road Commission as this should be the county that you are entering the permit for. If you are needing a permit for a location outside of Clinton County you will want to stop and contact the appropriate county.



Then click Apply for permit



You'll need to complete each section on this page that is marked with an asterisk \* and then click on the green Submit Application at the bottom of the screen.



Once your permit is approved, you'll receive a notification from Oxcart that payment is due. Click on the link provided to log back into Oxcart to submit payment. After payment is submitted you can then download a copy of your permit.